



Front-Loading Dryers



Sedona model 26-85089 shown with washer 26-45089 and optional pedestals

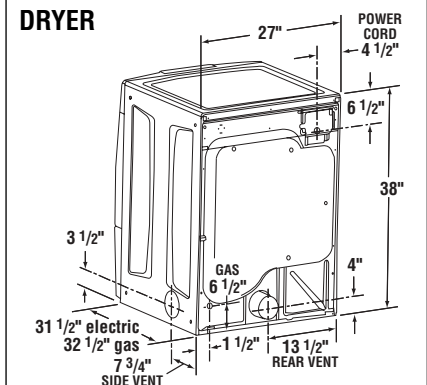
Model	Overall	Cabinet	Console	Door Trim
26-85081/95081	True White**	White	White	White
26-85862/95862	White w/Graphite	White	White	Graphite
26-85866/95866	Graphite	Graphite	Graphite	Graphite
26-85087/95087	Pacific Blue	Pacific Blue	Pacific Blue	Silver Metallic
26-85088/95088	Champagne	Champagne	Champagne	Silver Metallic
26-85089/95089	Sedona	Sedona	Sedona	Silver Metallic

Dryer Selection	
Electric Dryers:	
True White**	26-85081
White w/Graphite	26-85862
Graphite	26-85866
Pacific Blue	26-85087
Champagne	26-85088
Sedona	26-85089
Gas Dryers:	
True White**	26-95081
White w/Graphite	26-95862
Graphite	26-95866
Pacific Blue	26-95087
Champagne	26-95088
Sedona	26-95089
Dryer Features	
Capacity (Cu. Ft.)	7.0
SensorSmart™ Controls	Electronic, SmartHeat™
Temperature Selections	6
Automatic Cycles	
Heavy Duty	●
Jeans	●
Normal	●
Casual	●
Bulky/Bedding	●
Delicates	●
Special Cycles	
Touch Up	●
Air Only	●
Express Dry	●
EvenHeat®	Enhanced w/ATC
Timed Drying	Up to 80 Min.
Wrinkle Guard®	III
Convenience Features	
Lint Filter	Up Front, Indicator
Status Lights	●
Drum Light	●
Tumble Free™ Heated Dryer Rack	●
Damp Dry Signal	●
Auto Dry Level Selection	More/Less
Dry Time Selection	More/Less
Push-To-Start Button	●

- HE4™ Dryer—Electric**
26-85081 – True White**
26-85862 – White w/Graphite
26-85866 – Graphite
26-85087 – Pacific Blue
26-85088 – Champagne
26-85089 – Sedona
- 7.0 cu. ft. Super Capacity Plus dries the largest loads from the HE3®, HE3t®, HE4t™ washer in one load
 - Reversible side-swing door with see-through window**
 - EvenHeat® with automatic temperature control keeps temperatures low to protect delicate fabrics
 - Wrinkle Guard® III

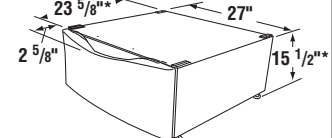
- HE4™ Dryer—Gas**
26-95081 – True White**
26-95862 – White w/Graphite
26-95866 – Graphite
26-95087 – Pacific Blue
26-95088 – Champagne
26-95089 – Sedona
- SensorSmart™ electronic controls
 - Express dry
 - Status lights
 - Cycle time remaining display
 - Tumble Free™ heated dryer rack
 - Quiet Pak™ 9 sound insulation
 - Optional 15 1/2" and 13" pedestals with storage drawer available (see colors listed below)
 - Similar models 26-85091, 85872/6 and 26-95091, 95872/6 also available

End-of-Cycle Signal	Adjustable
Time Remaining Display	●
4-Way Venting Kit Included	●
General Features	
Sound Insulation	Quiet Pak™ 9
Direct Drive 1/3 H.P. Motor	●
Porcelain-On-Steel Top	●
White Epoxy-Coated Drum Interior Finish	●
Door Configuration	Reversible Side-Swing
See-Through Window	● **
Front Serviceable	●
Stackable Installation Kit	Included
Volts/Hz/Amps	240/60/28
Elec. Dryer Heating Element (Watts)	5,400@240V
Electric Dryer Circuit Requirement (60 Hz)	30 Amp Circuit Breaker or Time Delay Fuse
Gas Dryer Rating: Volts/Hz/Amps	120/60/6
Gas Burner BTU/Hour	22,000
Gas Pipe Size (O.D. Inches)	3/8
Shipping Weight (Approx. Lbs.)	Gas 147 Electric 143
Optional Accessories	
15 1/2" High Pedestal	White 26-55842 Graphite 26-55846 Pacific Blue 26-55847 Champagne 26-55848 Sedona 26-55849
13" High Pedestal w/Drawer	White 26-42842 Graphite 26-42846
15 1/2" Pedestal Shipping Weight (Approx. Lbs.)	61
13" Pedestal Shipping Weight (Approx. Lbs.)	52
LP Gas Conversion Kit	694572†
Gas Connector—Stainless Steel 1/2" - 3/8" Flex, 5 ft.	26-49590
Gas Connector—Stainless Steel 3/8" - 3/8" Flex, 5 ft. (Los Angeles Only)	26-49585



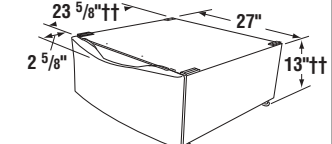
15 1/2" OPTIONAL PEDESTAL

*The pedestal will add approximately 15 1/2" to the height of the washer and/or dryer; resulting in a total height of 53 1/2". Pedestal depth with drawer open is 42 3/16".



13" OPTIONAL PEDESTAL

††The pedestal will add approximately 13" to the height of the washer and/or dryer; resulting in a total height of 51". Pedestal depth with drawer open is 42 3/16".



Warranty

Full 1-Year Warranty – Mechanical and Electrical Parts	Parts & Labor
--	---------------

ATC = Automatic Temperature Control
 Wrinkle Guard III = 2.5 hours of intermittent tumbling at end of cycle.

†Call Sears Parts at 1-866-732-7728

**True White model has a smoked glass window



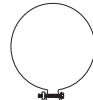
Front-Loading Dryers

4-WAY VENTING KIT

Call Sears Parts
1-866-732-7728

- 26-279818 – White
- 26-279925 – Bisque
- 26-279915 – Graphite

Clamps are recommended for wall and dryer connections. Steel clamps designed to resist stretching, with Phillips/hex head screw are included one each on elbows and periscopes.



26-98379 — Vent Hood

Aluminum body and plastic molded hood with a 4" opening.




4" Clearance Behind the Dryer is Preferred for Best Airflow. 2" Clearance is Achieved With Periscopes.

4" Clearance Behind Dryer

26-49900 — Over-The-Top™ Kit
Universal solution, 8 foot length. Kit includes two 4 ft. pipe sections w/ attached elbows, two close elbows, clamps and wall plate.

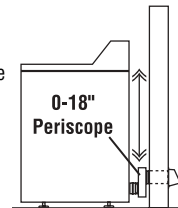
26-49608 — Flexible Pipe
4" x 6' with snap-lock fittings, 90° turn takes 1 foot length and 6 inch clearance



26-49609 — Close Elbow
Turns 90° within 4", rotating collars and snap-lock fittings

2" Clearance Behind Dryer

26-49901 — Periscope 0-5"
26-49908 — Periscope 0-18"
For outlets that overlap or are very close



26-49904 — Periscope 18-29"
Reaches side of most dryers

26-49905 — Periscope 29-50"
Reaches top of most dryers

Gas Dryer Connector – Stainless Steel

26-49590	1/2" - 3/8" Flex, 5 ft.
26-49585**	3/8" - 3/8" Flex, 5 ft.

**Los Angeles only



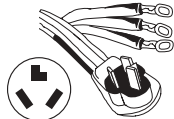
IMPORTANT NOTE:

Do not use non-metal flexible duct. Also, when installing the venting system, do not exceed the specified length for the vent duct. Venting systems which are longer than specified will accumulate lint, increase drying time and energy use and shorten the life of the dryer.

NUMBER OF 90° TURNS	VENT HOOD TYPE			
	4"	4"	2 1/2"	
0	64 ft.	64 ft.	58 ft.	MAXIMUM LENGTH OF 4" DIAMETER
1	54 ft.	54 ft.	48 ft.	RIGID HEAVY METAL VENT
2	44 ft.	44 ft.	38 ft.	
3	35 ft.	35 ft.	29 ft.	
4	27 ft.	27 ft.	21 ft.	
0	36 ft.	36 ft.	28 ft.	MAXIMUM LENGTH OF 4" DIAMETER
1	31 ft.	31 ft.	23 ft.	FLEXIBLE METAL VENT
2	27 ft.	27 ft.	19 ft.	
3	25 ft.	25 ft.	17 ft.	
4	23 ft.	23 ft.	15 ft.	

POWER CORDS FOR ELECTRIC DRYERS ONLY

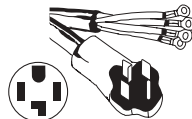
26-49387, 26-49787



All Electric Dryers Require Cord

Order	Wire	Length
26-49387	3	4 ft.
26-49787	3	6 ft.
26-49388*	4	4 ft.
26-49788*	4	6 ft.

26-49388, 26-49788



*Complies with 1/1/96 NEC code revision for new construction and remodeling

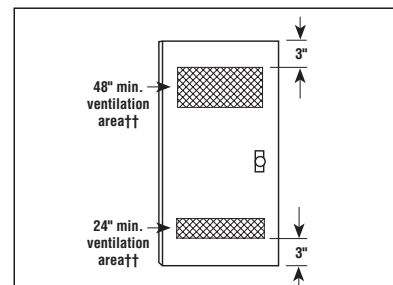
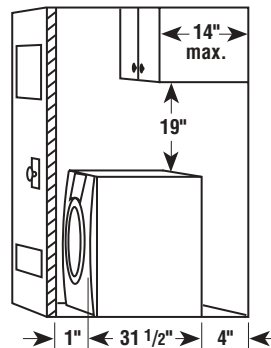
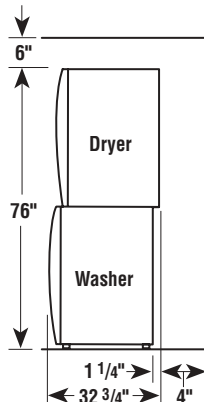
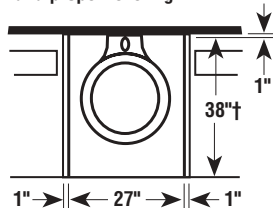
INSTALLATION OPTIONS

Installation Notes: Minimum spacing allowed. Additional spacing should be considered for ease of installation and servicing. Additional clearances might be required for wall, door and floor moldings. Additional spacing of 1" on all sides of the washer and dryer is recommended to reduce noise transfer. Washer door is not reversible. For ease of use, position washer to the left of dryer in side-by-side and undercounter installations.

Additional Notes for Stack Option: Floor may need reinforcement—must support 600 Lbs. Pedestal cannot be used with stack option. Depth with door open 51 3/4". The HE4™ dryer is set back 1 1/4" on top of the washer. The dryer door must be reversed (washer door cannot be reversed).



†For undercounter installations, an additional 1/2" height is recommended to allow for installation of the washer legs and proper leveling



††For closet installation with a door, the minimum ventilation openings in the top and bottom of the door are required. Louvered doors with equivalent ventilation openings are acceptable.